










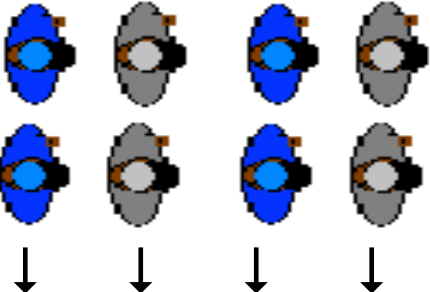
Drill Bits

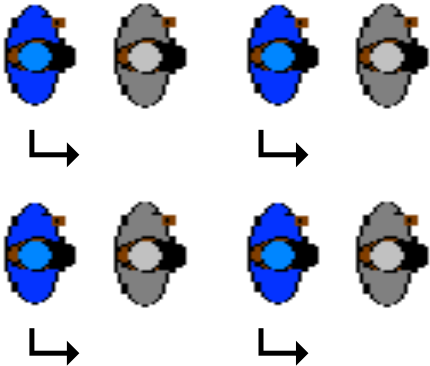
Company, Right – Face!


2	1	2	1
			
			

Company being in two ranks is ordered to “Right-Face”. This command is broken down into three parts. Count “one, and two, and three”

	<p>PART ONE: At the command “Right Face”, the entire company turns and faces right.</p>
---	--

	<p>PART TWO: The entire rear ranks takes one step to their right (towards the rear). This opens up space for the front rank number 2 man to step in between the number 1 men in part three.</p>
--	--

	<p>PART THREE: The even number files (2’s) will take a step to the right and a step forward to fill the gap between the odd number files (1’s)</p>
---	---

	<p>The company is now in a column of 4’s facing to the right of the company front. It is important for the four men of each file to keep their spacing from the file to their front when marching so that there will be enough space to return to a company front.</p> <p>A left face is conducted in the exact same manor except it is the 1’s that step up.</p>
---	---